

RESOURCES

Child Ambassadors Sponsorship Page

There are 4 ways to get children sponsored

Online

1. Panel of children on your personal sponsorship page
2. “View more available children” on worldvision.org
3. Sign up to be “Chosen” by a child

Note: It may take up to 72 hours for an online sponsorship to show up on your sponsorship page. If it has been more than 72 hours, please call the World Vision hotline 1-800-478-5289, or email CAHelpdesk@worldvision.org

Physical

4. Children picture folders

Note: It may take up to 6 weeks for a sponsorship from a picture folder to show up on your sponsorship page, due to mailing and processing time. If it has been more than 6 weeks, please call the World Vision hotline 1-800-478-5289, or email CAHelpdesk@worldvision.org

Online Sponsorship

1. Panel of children on your personal sponsorship page


Three children available for sponsorship will auto-populate on this page. The children featured cannot be customized.



Be Chosen by a Child ▶
What is Chosen? ⓘ

Or


Sponsor a Child



Ange

Girl | 14 years old
Congo, the Democratic Republic of the
Birthday: August 05, 2006


SPONSOR ME



Charbel Adel

Boy | 9 years old
Lebanon
Birthday: August 15, 2011

SPONSOR ME



Rosalio

Girl | 11 years old
Zimbabwe
Birthday: August 09, 2009

SPONSOR ME

View More Available Children ▶

MY STORY **SPONSORED CHILDREN** **SETTINGS**

Online Sponsorship

2. “View more available children” on worldvision.org

Clicking on this link will connect to worldvision.org where one can make a selection for specific country, age, birthday and gender of children. Your CA source will follow through on the link, provided the sponsor completes the check-out in one sitting.

The screenshot displays the World Vision sponsorship interface. At the top, it offers two options: "Be Chosen by a Child" (with a link "What is Chosen?") or "Sponsor a Child". Below this, three child profiles are shown:

- Ange**: Girl | 14 years old, Congo, the Democratic Republic of the, Birthday: August 05, 2006. Button: SPONSOR ME
- Charbel Adel**: Boy | 9 years old, Lebanon, Birthday: August 15, 2011. Button: SPONSOR ME
- Rosalio**: Girl | 11 years old, Zimbabwe, Birthday: August 09, 2009. Button: SPONSOR ME

A red arrow points from the text on the left to a yellow callout box containing the text "View More Available Children". Below the profiles is a navigation bar with "MY STORY", "SPONSORED CHILDREN", and "SETTINGS". To the right, a search filter section titled "Sponsor a child with World Vision" includes a sub-header "Sponsoring a child is a personal way to show God's love to a child in need. For \$39 a month, you'll help that child and other vulnerable children in their community to stand tall, free from poverty." The filter section has two tabs: "SEARCH BY DETAILS" and "SEARCH BY NEED". Under "SEARCH BY DETAILS", there are dropdown menus for LOCATION, GENDER, AGE, BIRTH MONTH, and BIRTH DAY, all currently set to "No Preference". A "CLEAR ALL" button is also present. Below the filters, two child profiles are visible: Meresu (6-year-old girl from Ethiopia) and Lintle (11-year-old boy from Lesotho). A statistics box on the right states: "In 2019, we used 87% of our total operating expenses for programs that benefit children, families, and communities."

Online Sponsorship

3. Sign up to be “Chosen” by a child

A sponsor may opt to be “Chosen” by a child. The sponsorship commitment may take up to 72 hours to show up on your sponsorship page as “To be Chosen”



Or

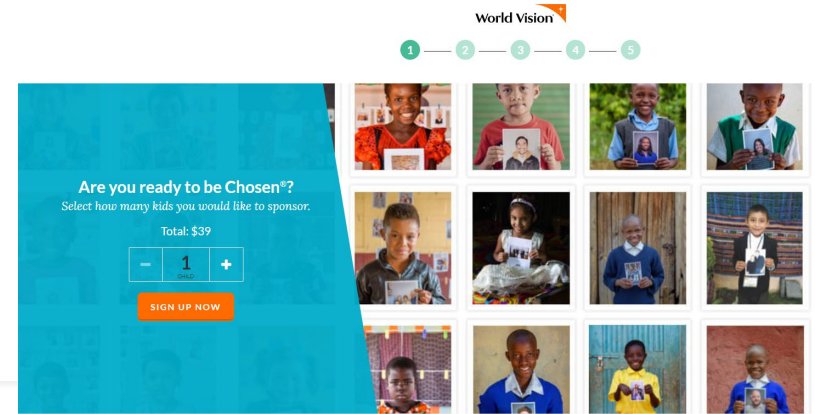
Sponsor a Child

Ange
Girl | 14 years old
Congo, the Democratic Republic of the
Birthday: August 05, 2006
SPONSOR ME

Charbel Adel
Boy | 9 years old
Lebanon
Birthday: August 15, 2011
SPONSOR ME

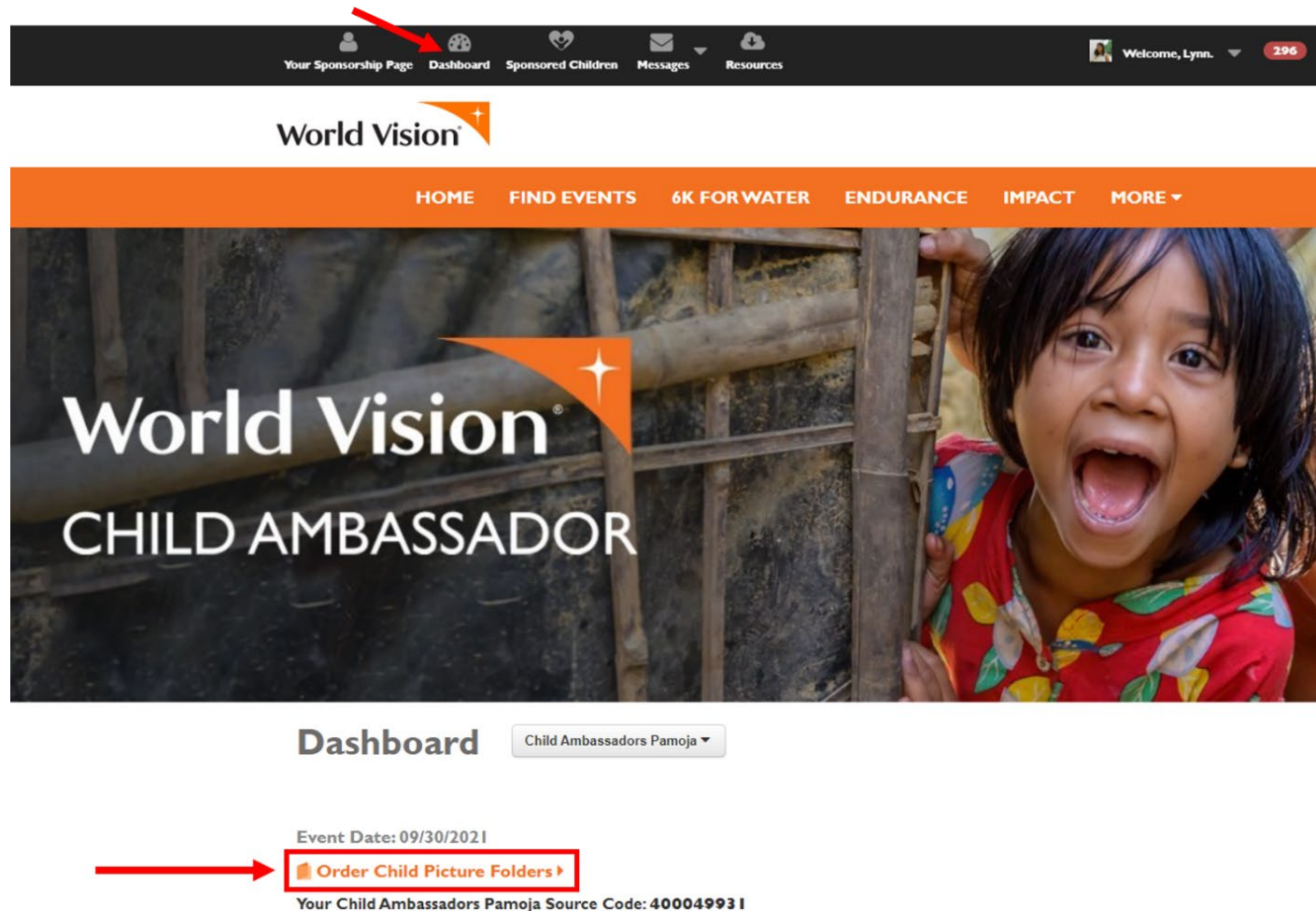
Rosalio
Girl | 11 years old
Zimbabwe
Birthday: August 09, 2009
SPONSOR ME

[View More Available Children](#)



Ordering Child Picture Folders

1. Login to your Sponsorship fundraising page
2. Find your “Dashboard” on the top banner (see photo below). Click on it.
3. Look for “Order Child Picture Folders” halfway down the page. Click on it.



The screenshot shows the World Vision dashboard interface. At the top, there is a navigation bar with icons for 'Your Sponsorship Page', 'Dashboard', 'Sponsored Children', 'Messages', and 'Resources'. A red arrow points to the 'Dashboard' icon. Below this is a secondary navigation bar with the World Vision logo and menu items: 'HOME', 'FIND EVENTS', '6K FOR WATER', 'ENDURANCE', 'IMPACT', and 'MORE'. The main content area features a large banner with a photo of a smiling child and the text 'World Vision CHILD AMBASSADOR'. Below the banner, the word 'Dashboard' is displayed, followed by a dropdown menu showing 'Child Ambassadors Pamoja'. Further down, the 'Event Date: 09/30/2021' is shown. A red arrow points to a button labeled 'Order Child Picture Folders', which is highlighted with a red box. At the bottom, the text 'Your Child Ambassadors Pamoja Source Code: 400049931' is visible.


4. This will take you to the order portal where your information will be auto populated. Select how many PF's you would like and list specific countries if you want children from those countries.


PICTURE FOLDERS

✓ No picture folders on this order.

✓ This order needs to arrive by: 4/8/2021

**If you have a requested country/list of countries, please list those in the notes section.
Ex: 3 folders - India, 3 folders - Rwanda, etc**

 [Click to view a list of available countries](#)

	Child Sponsorship - Paper - WITHOUT Business Reply Envelope	2	Honduras
Select a picture folder product type			

ADDITIONAL MATERIALS

✓ No additional materials on this order.

Select additional material type