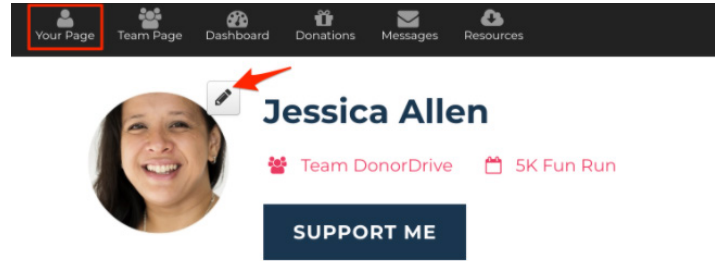


Fundraiser Portal - Your Page

The Your Page tab is how you can access your personal fundraising page. You can easily make updates to your fundraising page such as updating your profile image, adding content to Your Story, and updating settings for your personal fundraising page.

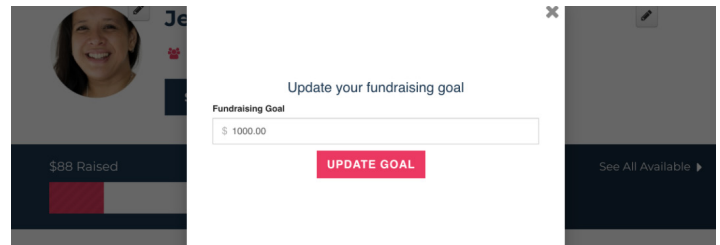
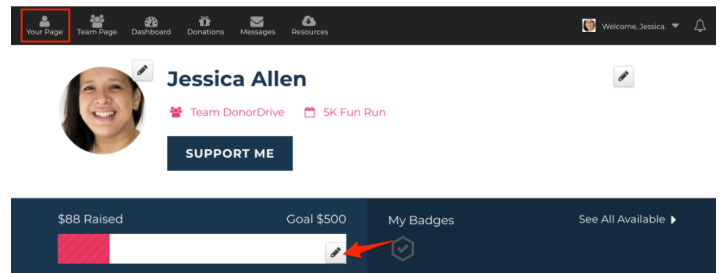
Updating Your Profile Image

1. Log in to your Fundraiser Portal.
2. Select Your Page.
3. Select the Edit Icon next to your Profile Image.
4. Select Upload an Image.
5. Select your image from your device.
6. Resize or rotate the image if needed.
7. Select Save.



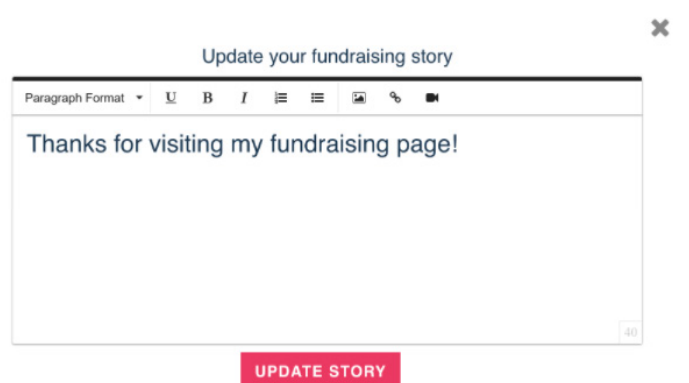
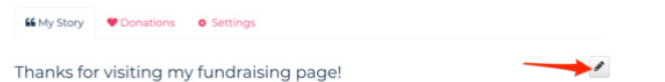
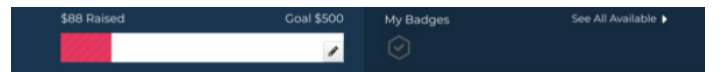
Updating Your Fundraising Goal

1. Log in to your Fundraiser Portal.
2. Select Your Page.
3. Select the Edit Icon next to your Fundraising Goal.
4. Enter your new Fundraising Goal.
5. Select Update Goal.



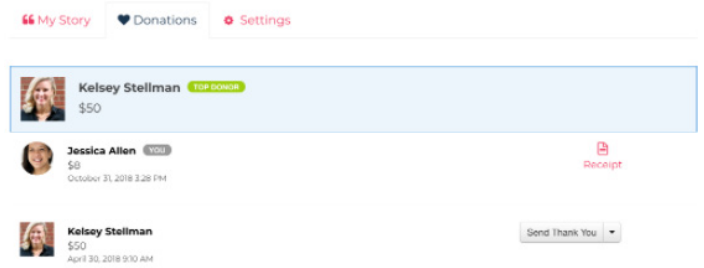
Updating Your Story

1. Log in to your Fundraiser Portal.
2. Select Your Page.
3. Select the Edit Icon next to My Story.
4. Enter your new story content, such as text, images, links, or videos.
5. Select Update Story.



Understanding the Donations Tab

1. Log in to your Fundraiser Portal.
2. Select Your Page.
3. Select the Donations tab.
4. View a list of your donors, send Thank You messages and download receipts for self donations.



Updating Your Page Settings

1. Log in to your Fundraiser Portal.
2. Select Your Page.
3. Select the Settings tab.
4. Make any updates to your fundraising page settings such as:
 - a. **Page Link:** Copy or customize your personal fundraising page link.
 - b. **Stream Your Fundraising:** Add a stream to your page: If this setting is unchecked, a stream will not be connected to your DonorDrive fundraising page. If this setting is checked, you can select your streaming service (Twitch or YouTube) and enter your username or YouTube URL to have your stream appear directly on your DonorDrive fundraising page.
 - c. **Privacy:** Update settings relevant to the privacy of your fundraising page:
 - i. Allow people to search for my fundraising page
 - ii. Show donors on my fundraising page
 - iii. Show donation amounts on my fundraising page