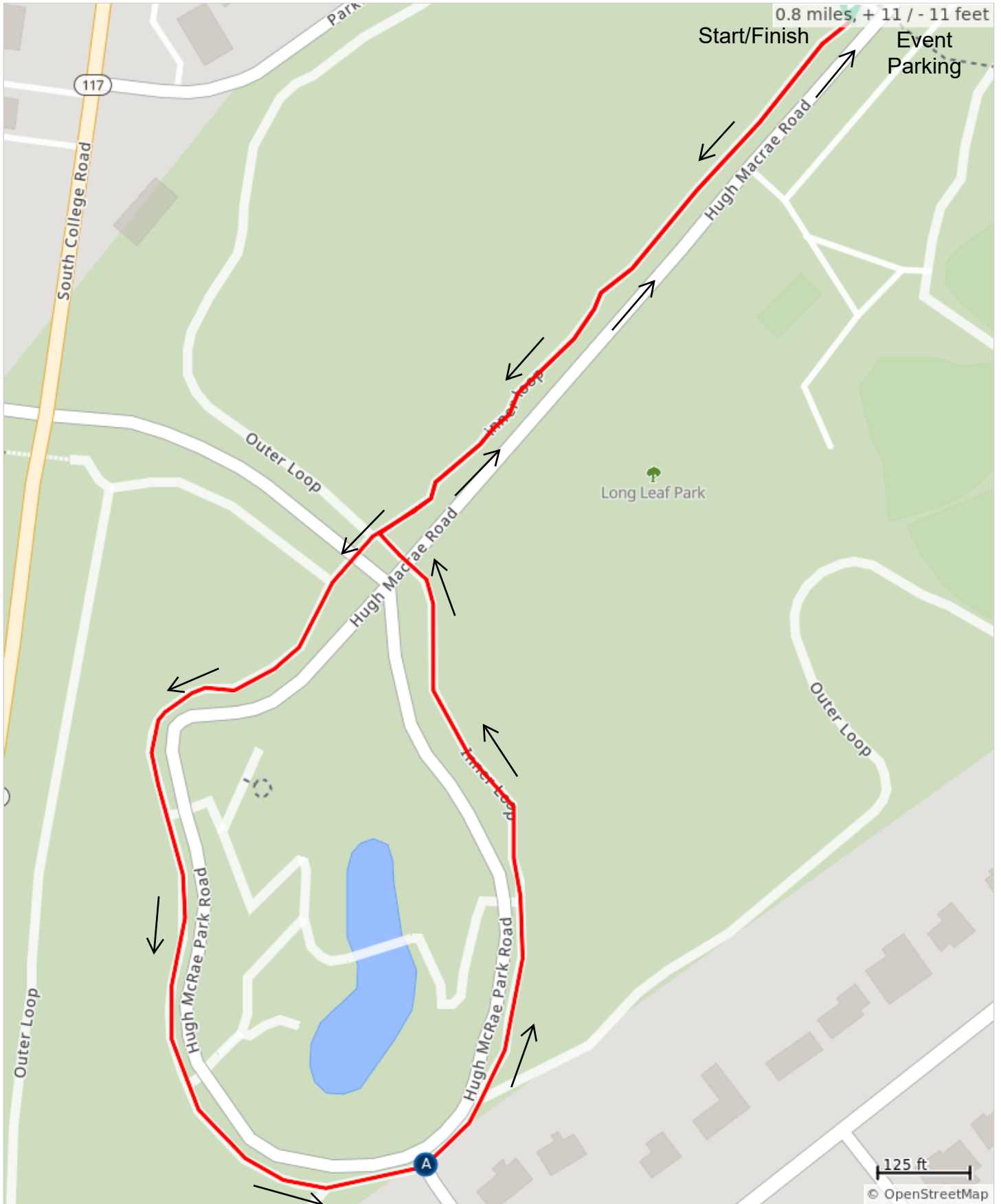









# Walk MS: Wilmington (1-Mile)

Site Opens: 8:30am  
Program Begins: 9:20am  
Walk Starts: 9:30am

## A. Hydration Station



Walk MS: Wilmington (1-Mile)

Type	Dist	Note
	0.0	Start of route
	0.2	Slight left onto Outer Loop
	0.2	Slight left onto Inner Loop
	0.4	Hydration Station
	0.4	Continue onto Inner Loop
	0.6	Right onto inner loop
	0.8	End of route

0.8 miles. +11/-11 feet