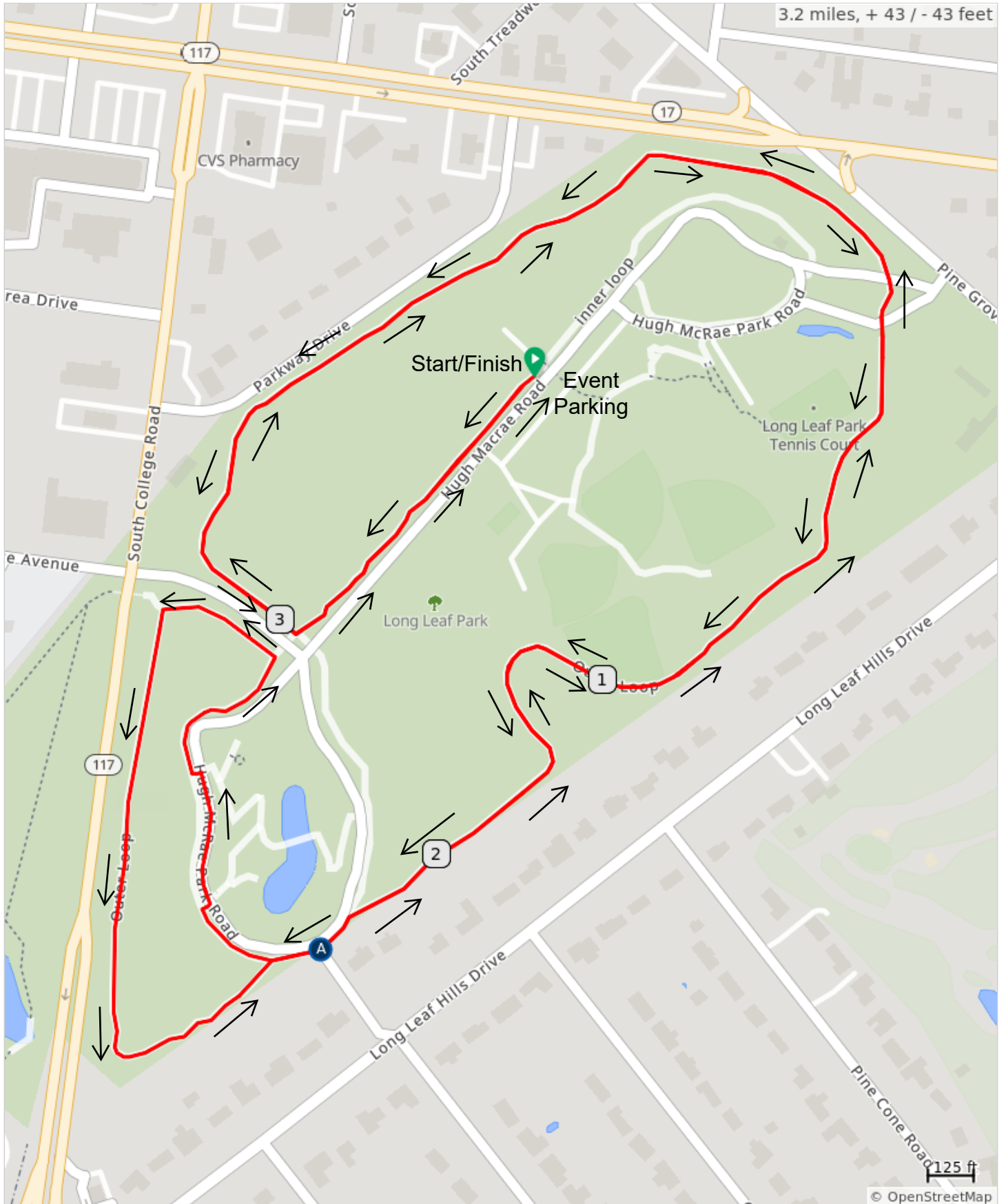















Walk MS: Wilmington (3-Mile)

Site Opens: 8:30am
Program Begins: 9:20am
Walk Starts: 9:30am

A. Hydration Station



Walk MS: Wilmington (3-Mile)

Type	Dist	Note
	0.0	Start of route
	0.2	Right onto Outer Loop
	1.2	Slight left onto Inner Loop
	1.3	Keep left onto Outer Loop
	1.6	Right onto Outer Loop
	1.7	Right onto Inner Loop
	1.8	Left
	1.8	Right onto Hugh McRae Park Road
	1.8	Right
	1.8	Left onto Inner Loop
	1.9	Keep right onto Outer Loop
	3.0	Left onto inner loop
	3.2	End of route

3.2 miles. +43/-43 feet