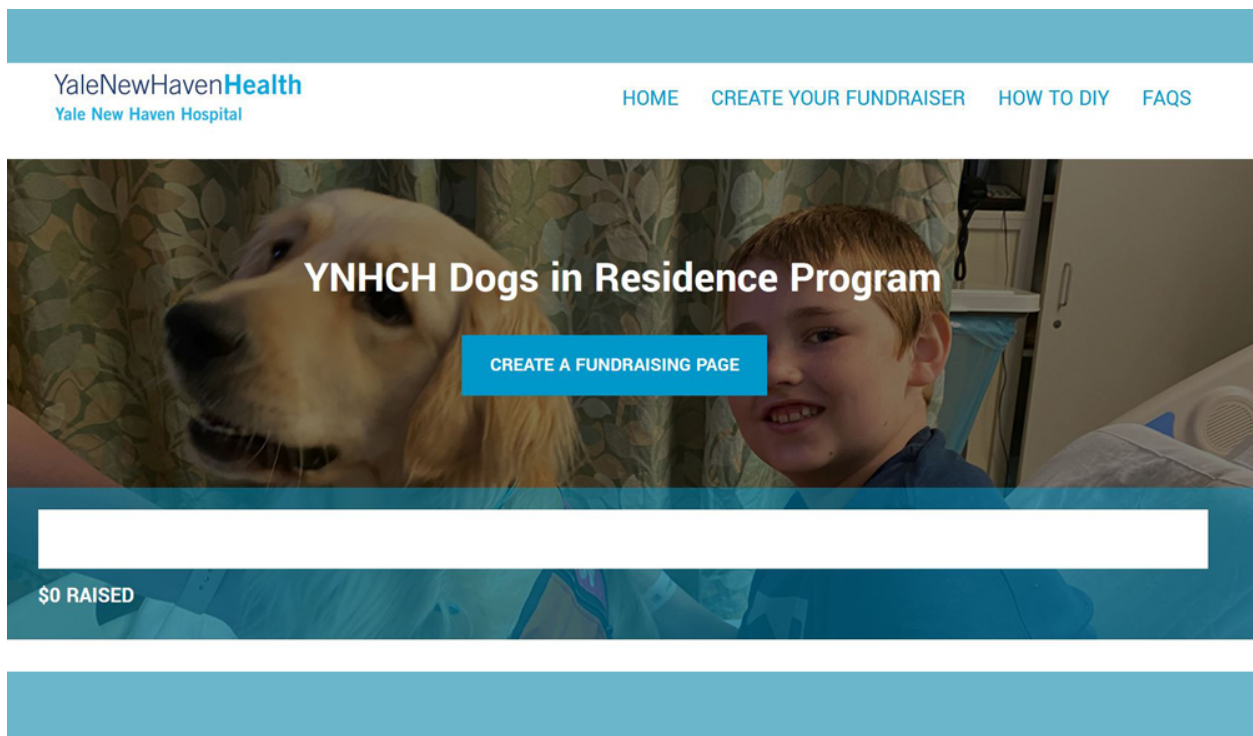


# How to create a personal fundraising page for YNHH

## <https://diy.ynhh.org/>

1. Go to the Home Page <https://diy.ynhh.org/>
2. Click on the **“Create Your Fundraiser”** at the top right navigation menu, which will bring you to the Create Your Fundraiser page. As you scroll down, you’ll see various funds listed.
3. Click on the fund of your choice, then click on the blue **“Create a Fundraising Page”** button. For example: The Dogs in Residence Fund was chosen below.



4. **Campaign Title:** Fill out your Name of your page (ex. Diane’s Dogs; You can use apostrophes and capitals, but your URL will have no spaces or special characters)
5. **The Page Link field will automatically be filled in. This is your Page URL. Please save this link!**
6. **Add your Campaign Date and Goal** (ex. 1000 no commas)
7. **Add if you would like to make a donation** toward your goal, or not.
8. **Click Continue to Next Step Button**

# YNHCH Dogs in Residence Program Fund

## Fundraising Page Information

Campaign Title \* Diane's Dogs

Page Link \* Diane-s-Dogs

<https://diy.ynhh.org/campaign/Diane-s-Dogs>

Campaign Date (Optional) mm/dd/yyyy



Show a date for your campaign on your fundraising page.

Fundraising Goal \* \$

Make a Donation \* ☒ Yes! I'd like to make a donation toward my fundraising goal.

☐ No thanks.

Donation Amount \* \$

On this page, you can either log into your account if you already have one, or register for your new account.

# YNHCH Dogs in Residence Program Fund

## Contact Details



Been here before?

[Login to your account](#) to prefill the fields below with your information.

Name \* First Name

Last Name

Show my name as (Optional)

Street \*

City \*

At the bottom, you will add your email address and password to register for your page  
Click on Create Page.

  
☐ Sign up for text alerts? 

### Account Information

Email Address \*

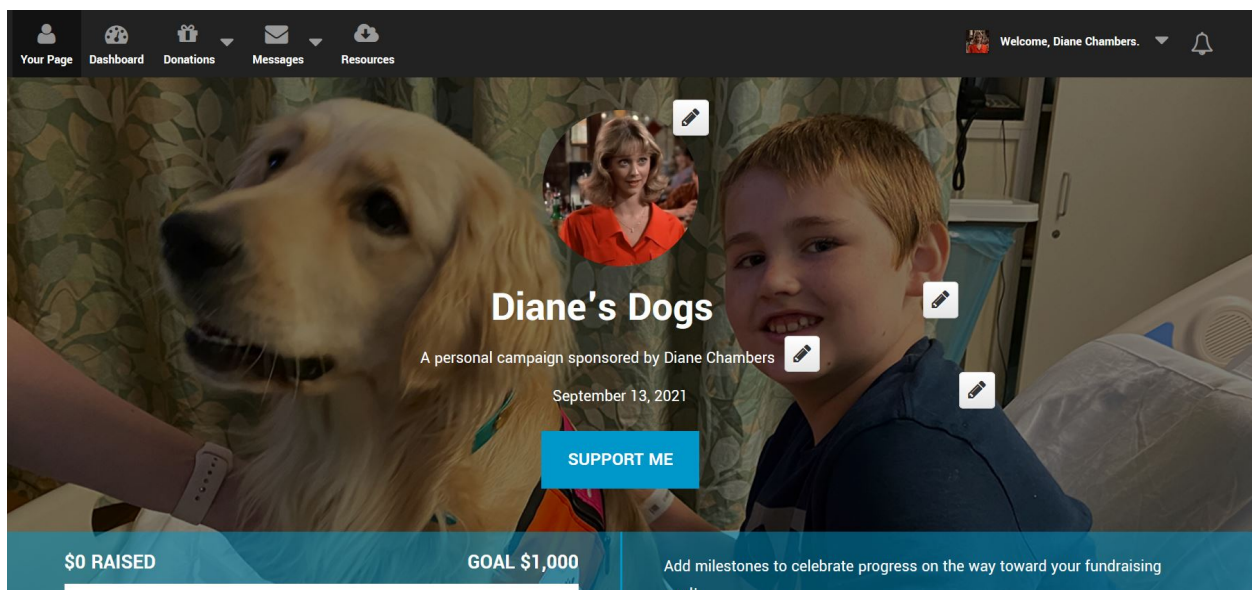
Create Password \*

CREATE PAGE

[Cancel](#)

You'll see a Thank you for Creating your Page Pop up, and a button that says: Customize your Page.

Here is Your Page View (icon at top left corner): You can click on the pencil icon to Edit your picture, edit your Page Title



The screenshot shows a fundraising page for "Diane's Dogs". The header includes navigation links: Your Page, Dashboard, Donations, Messages, and Resources. The user is logged in as "Diane Chambers". The main image features a golden retriever and a young boy. The page title "Diane's Dogs" is prominently displayed, followed by the subtitle "A personal campaign sponsored by Diane Chambers" and the date "September 13, 2021". A blue "SUPPORT ME" button is visible. At the bottom, a teal banner shows "\$0 RAISED" and a "GOAL \$1,000". A message at the bottom right encourages adding milestones to celebrate progress.

Scroll down, you can Edit your Goal, add a video Stream, and Add a Milestone to celebrate your progress.

\$0 RAISED

GOAL \$1,000

Add milestones to celebrate progress on the way toward your fundraising goal!

Add a Milestone ▶

Stream your fundraising

Add your stream from YouTube or Twitch to take your fundraising to the next level!

ADD STREAM

Maybe Later

Scroll down more....You can also add/edit your story, Share on Social Media, Add and Incentive for your donors.

MY STORY

DONATIONS

SETTINGS

I'm participating in an amazing fundraising event and I need your support!

It's my goal to raise as much as I can for this incredible cause and I'm asking for your help. Will you join with me by making a tax-deductible donation? It's fast and easy to do, and many will benefit from your generosity.

Thank you for your support! Together we can make a difference.

INCENTIVES

Set up donation incentives to encourage donors and reward them for their support!

[Add an Incentive](#)

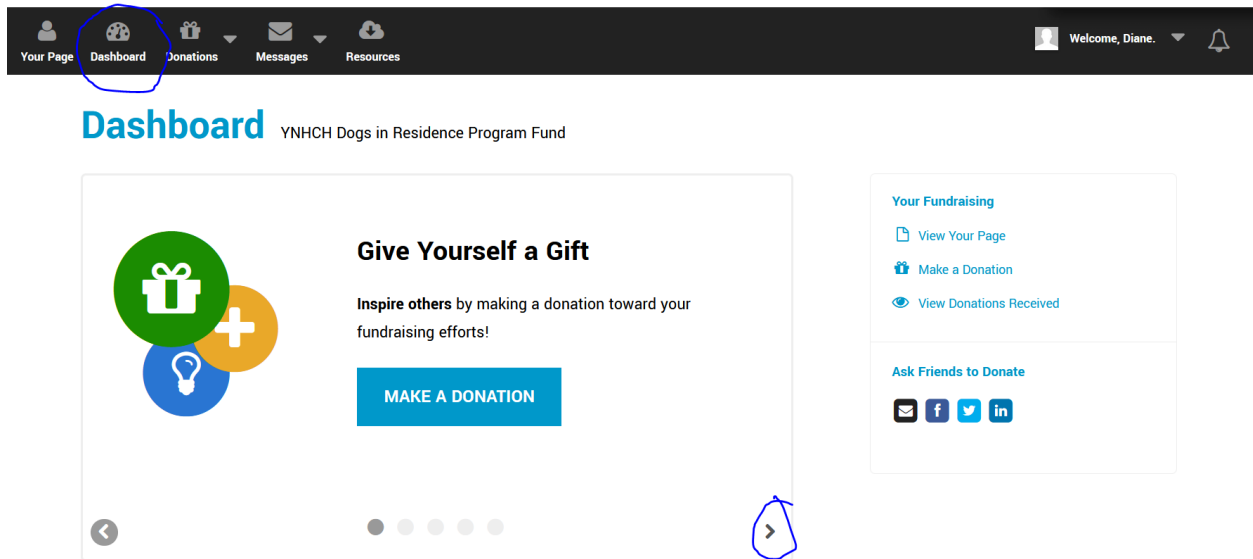
f SHARE

t TWEET

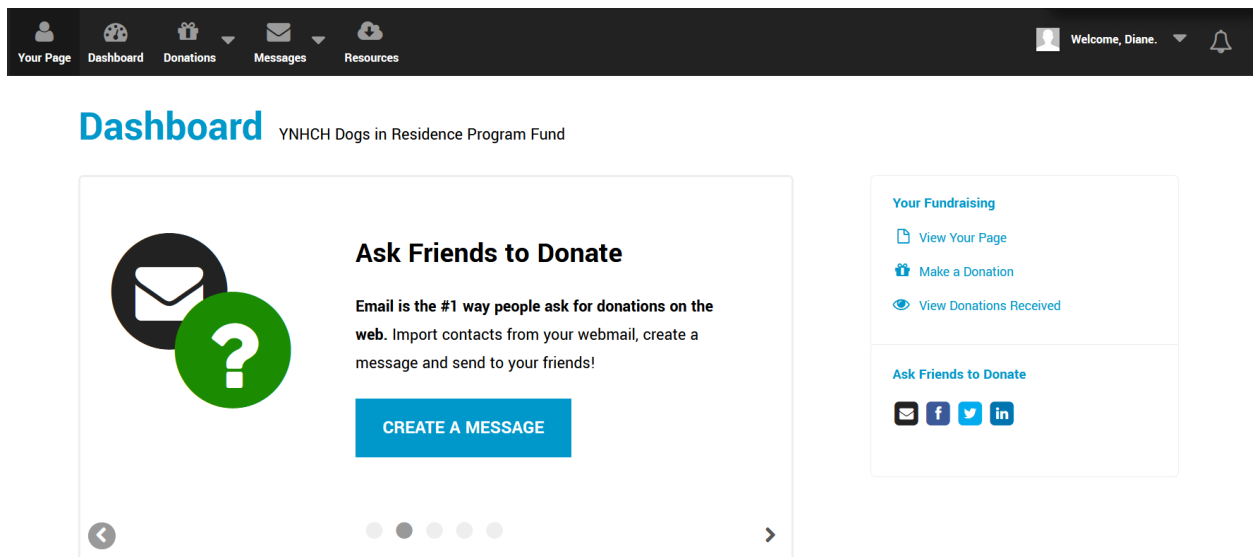
in SHARE

🔗 GET PAGE LINK

**Dashboard View: Where you can make a donation to your fundraiser, Click on the arrow and you'll see more ways to get the word out.**




**Dashboard View: More ways to get the word out**



## Dashboard

YNHCH Dogs in Residence Program Fund



### Connect with Social Networks





Connect your account with Twitter & Facebook to send fundraising updates to your friends! **Connecting your account can make you twice as likely to reach your goal!**

[CONNECT NOW](#)

#### Your Fundraising

- [View Your Page](#)
- [Make a Donation](#)
- [View Donations Received](#)

#### Ask Friends to Donate

Stats for your Page, donations, etc:

## Your Stats

1 / 1

Overall Rank

0

Donor Emails Sent

0

Donations Received

\$0.00

Largest Donation

\$0.00

Average Donation

## Donation View: Your donations received, your goal, add an offline donation

The screenshot shows the top navigation bar with 'Your Page', 'Dashboard', 'Donations' (circled in blue), 'Messages', and 'Resources'. The user is logged in as 'Diane'. Below the navigation bar, the page title is 'YaleNewHavenHealth' with the subtitle 'Yale New Haven Hospital'. The main heading is 'Donations' for the 'YNHCH Dogs in Residence Program Fund'. There are three tabs: 'Donations Received', 'Add Offline Donation', and 'Make a Donation' (with a right arrow). A link 'Download Donor Report' is also present. A progress bar shows '\$0 Raised' out of a '\$1,000 Goal'.

## Messages View: Here you can Add contacts, create a message and send to your friends!

When you click on Compose a Message, Donor Drive will automatically create a letter for you where you can edit to fit your needs.

You can also save a draft, and Add Contacts to your list.

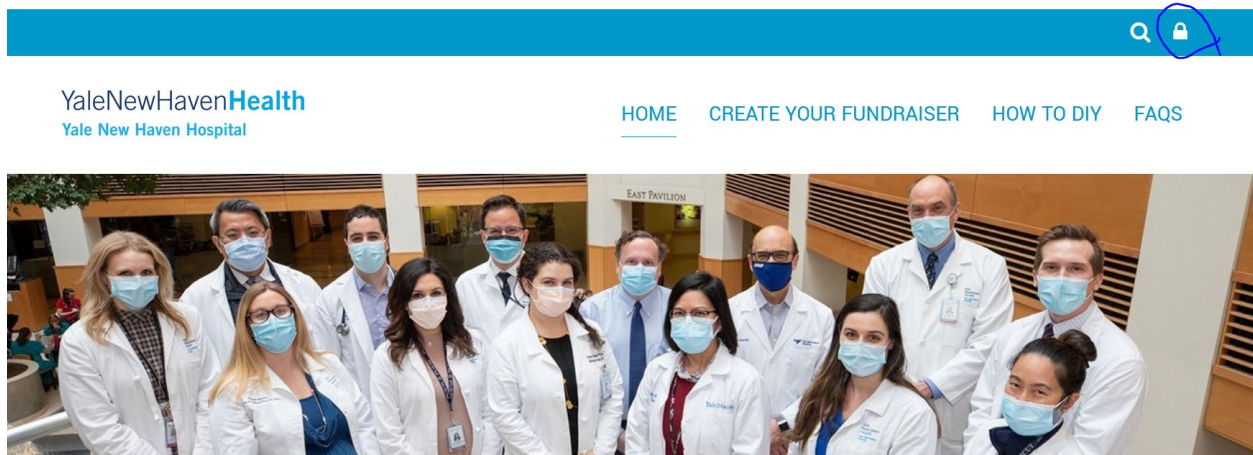
The screenshot shows the top navigation bar with 'Your Page', 'Dashboard', 'Donations', 'Messages' (circled in blue), and 'Resources'. The user is logged in as 'Diane'. Below the navigation bar, the page title is 'YaleNewHavenHealth' with the subtitle 'Yale New Haven Hospital'. The main heading is 'Messages' for the 'YNHCH Dogs in Residence Program Fund'. There are four tabs: 'Sent Messages', 'Compose a Message' (underlined in blue), 'Drafts' (underlined in blue), and 'Contact List' (underlined in blue). Below the tabs, the section is titled 'Get started with Messages'. There are two main actions: 1. 'Add contacts from webmail, CSV or individually.' with a blue circular icon containing a document and a button 'Add Contacts'. 2. 'Create your message and send to your friends!' with an orange circular icon containing a document and a button 'Compose a Message'.

**To re-log into your account - Important Info:**

**Bookmark <https://diy.ynhh.org/>**

**On a computer: Click on top right (lock symbol) to login.**

**If you're using a tablet or phone, the lock symbol will be on the top left.**



**Welcome! We are so glad you're here and interested in helping raise funds to support Yale New Haven Hospital. Whether you want to ask friends and family to donate in celebration of a milestone birthday or anniversary, you're training with a purpose for a race or adventure, or paying tribute to a loved one or team of caregivers,**