



CURE SMA

FUNDRAISER PORTAL GUIDE

TABLE OF CONTENTS

Tips for Success	3
Your Fundraiser Portal	4
Dashboard	6
Your Page and Team Page	9
Settings	14
Donations	15
Messages	16

TIPS FOR SUCCESS

- **Donate to yourself.** This sets the tone and shows you are committed.
- **Customize your fundraising page.** Upload a profile and banner picture, tell your story, and set your fundraising goal.
- **Start asking right away.** Your Fundraiser Center makes it easy to send and track email messages.
- **Fundraise on social media.** Leverage the power of your social network by posting a link to your page or starting a Facebook Fundraiser through the Fundraising Portal.
- **Say thank you.** Use the Gratitude Generator to send thank you messages to friends and family who donate to support you.



YOUR FUNDRAISER PORTAL

When you log in, you will be able to personalize your personal and team fundraising pages, send emails, share on social, and see donations made toward your fundraising goal.

The screenshot shows the 'Settings' page of the Cure SMA Fundraiser Portal. At the top, there is a navigation bar with icons for 'Your Page', 'Team Page', 'Dashboard', 'Donations', 'Messages', and 'Resources'. Below this is a secondary navigation bar with three tabs: 'My Story', 'Donations', and 'Settings', with 'Settings' being the active tab. The main heading is 'Manage your page settings here.' with a subtext '(These settings can only be seen by you.)'. The settings are organized into sections: 'Banner Image' with a description and a 'Manage banner image' link; 'Fundraising Goal' with a text input field containing '\$ 100.00'; 'Page Link' with a text input field containing 'https://walk-curesma.donordrive.com/participant/' and 'Copy' and 'Customize' buttons; 'Facebook Fundraiser' with a text input field containing 'https://www.facebook.com/donate/13751837496' and 'Copy' and 'View Page' buttons; a notice 'Your Fundraiser will end on June 10, 2022. [End Now](#)'; 'Stream your fundraising' with a checkbox 'Add a stream to your page' which is checked; 'Service' with a dropdown menu showing 'Twitch'; and 'Username' with a text input field. At the bottom, there is a link 'Add a graphic overlay to your stream!'.

Navigation: Your Page, Team Page, Dashboard, Donations, Messages, Resources

Settings Tabs: My Story, Donations, Settings

Manage your page settings here.
(These settings can only be seen by you.)

Banner Image
Personalize and help others recognize your page with a custom banner image!
[Manage banner image](#)

Fundraising Goal
\$ 100.00

Page Link
<https://walk-curesma.donordrive.com/participant/> Copy Customize

Facebook Fundraiser
<https://www.facebook.com/donate/13751837496> Copy View Page

Your Fundraiser will end on June 10, 2022. [End Now](#)

Stream your fundraising
☒ Add a stream to your page

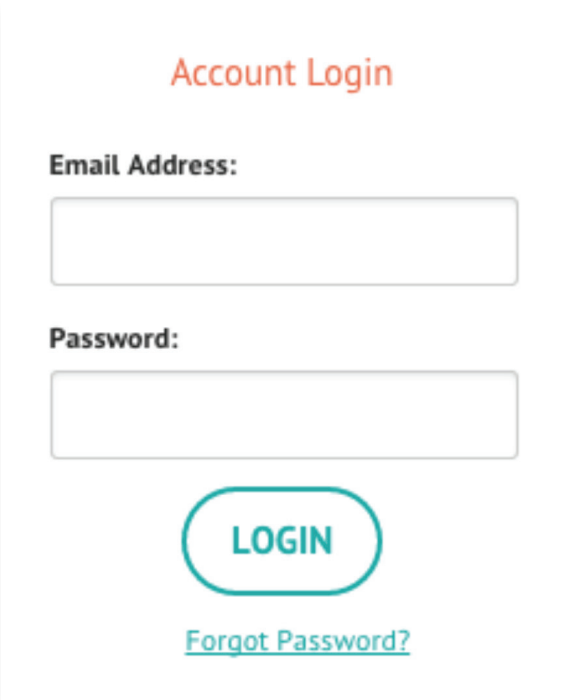
Service
Twitch

Username

[Add a graphic overlay to your stream!](#)

LOGGING INTO THE FUNDRAISER PORTAL

- Log in with the email address and password you used when registering.
- A login link was provided in your registration email.
- Forgot your password? Click the Forgot Password link.

A screenshot of a web form titled "Account Login" in orange text. Below the title, there are two input fields: "Email Address:" and "Password:". The "Email Address:" field is a simple rectangular box. The "Password:" field is a rectangular box with a small eye icon on the right side, indicating a toggle for password visibility. Below the password field is a teal-colored oval button with the word "LOGIN" in white capital letters. At the bottom of the form is a teal-colored link that says "Forgot Password?".

Account Login

Email Address:

Password:

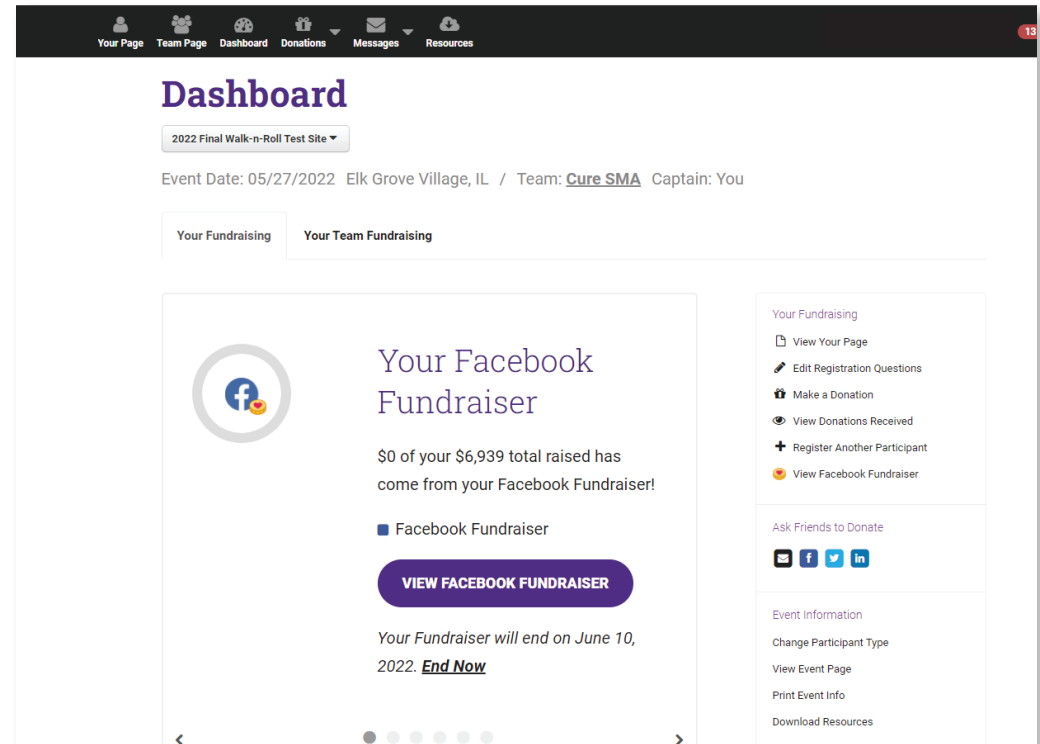
LOGIN

[Forgot Password?](#)

DASHBOARD

After logging in, you will be taken to your Fundraiser Portal Dashboard.

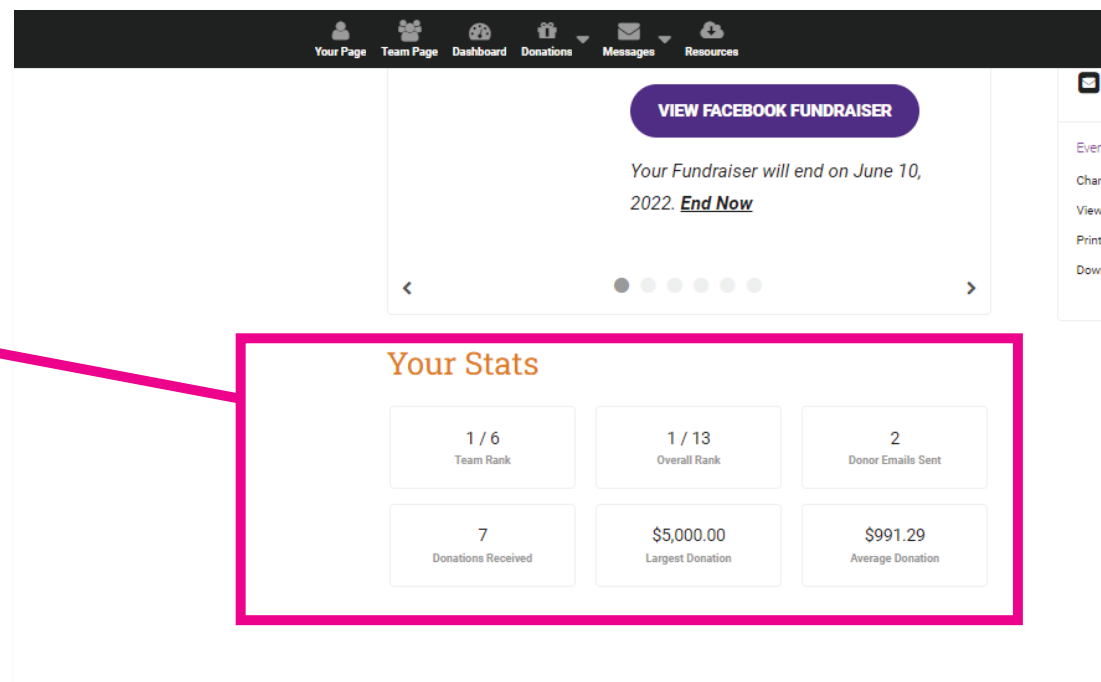
Front and center is the Fundraiser Coach. Complete all the suggestions given by the coach to set yourself up for fundraising success!



DASHBOARD

Scroll down to see your fundraising stats including:

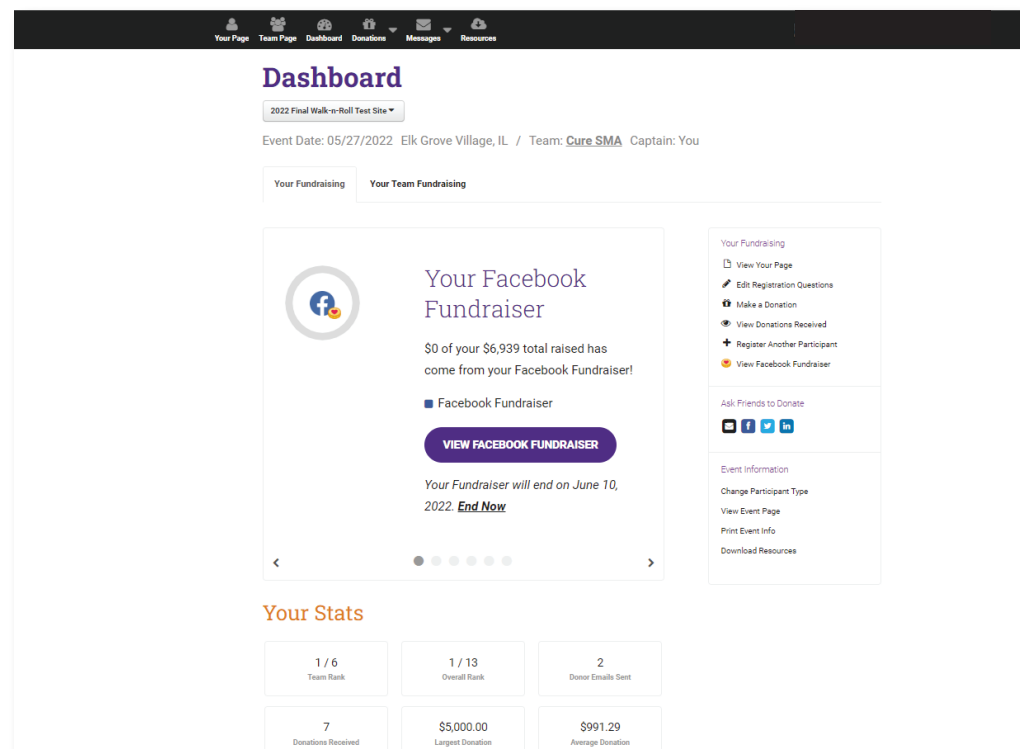
- Overall rank
- Donor emails sent
- Donations received
- Largest donation
- Average donation



DASHBOARD

Check on the panel on the right and take action to boost your fundraising and keep track of important event information.

- Your Fundraising
- View your page
- Make a donation to support your fundraising
- View donations received
- Register another participant
- Create a Facebook Fundraiser
- Ask friends to Donate
- Event Information
 - Change your participant type (if allowed)
 - Change team membership or start a team
 - View event page
 - Print event info
 - Download resources

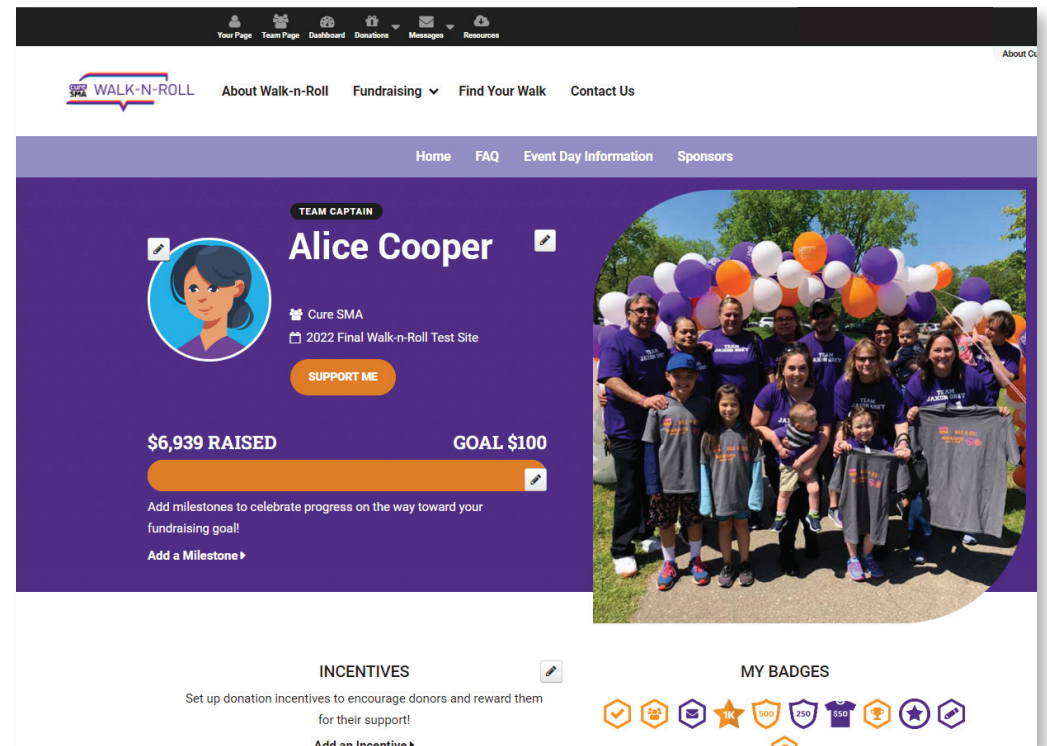


YOUR PAGE AND TEAM PAGE

Tell a story through your fundraising page.

- Click the page icon on the navigation bar to:

- Add a profile picture and banner
- Update your display name
- Increase your fundraising goal
- Share your personal story



UPDATING YOUR PAGE

Click the pencil icons to update different areas of your page like your picture, goal, and story.

The screenshot displays a team page for Alice Cooper, a Team Captain for the Cure SMA Walk-n-Roll. The page features a purple header with navigation links: Your Page, Team Page, Dashboard, Donations, Messages, and Resources. Below the header, the team name 'WALK-N-ROLL' is shown, along with links for About Walk-n-Roll, Fundraising, Find Your Walk, and Contact Us. The main content area includes a profile section for Alice Cooper, a fundraising progress bar showing \$6,939 raised towards a \$100 goal, and a section for incentives. A large photo of the team is on the right. A pencil icon in a white box on the left is connected by pink lines to four edit icons (pencil icons) on the page: one for the profile picture, one for the fundraising goal, one for the fundraising progress bar, and one for the incentives section. The 'MY BADGES' section at the bottom right shows various achievement icons.

TEAM CAPTAIN
Alice Cooper

Cure SMA
2022 Final Walk-n-Roll Test Site

SUPPORT ME

\$6,939 RAISED **GOAL: \$100**

Add milestones to celebrate progress on the way toward your fundraising goal!

[Add a Milestone](#)

INCENTIVES
Set up donation incentives to encourage donors and reward them for their support!
[Add an Incentive](#)

MY BADGES

ADD A MILESTONE

Add a milestone to encourage your donors to help you reach mini goals.

The screenshot displays the Cure SMA fundraising dashboard for a team captain named Alice Cooper. The dashboard is primarily purple and white. At the top, a navigation bar includes links for 'Your Page', 'Team Page', 'Dashboard', 'Donations', 'Messages', and 'Resources'. The main header area features Alice Cooper's profile picture, her name 'Alice Cooper', and her role 'TEAM CAPTAIN'. Below this, it shows 'Cure SMA' and '2022 Final Walk-n-Roll Test Site' with a 'SUPPORT ME' button. A progress bar indicates '\$6,939 RAISED' out of a 'GOAL \$100', with a '\$50 Earn a Walk-n-Roll Shirt' milestone. A 'See All Milestones' button is highlighted with a pink box. A modal window titled 'Milestones' is open, showing 'Completed Milestones' and '\$50 Earn a Walk-n-Roll Shirt!'. The modal also has a 'Back' button and an 'Add a Milestone' link. To the right of the modal is a photo of a group of people holding shirts. Below the progress bar, there are sections for 'INCENTIVES' (with a link to 'Add an Incentive') and 'MY BADGES' (showing various achievement icons and a 'See All Available' link). At the bottom, there are buttons for 'My Story', 'Donations', and 'Settings'.

ADD A STREAM

Connect to Twitch or YouTube to start a live stream to talk about why you are fundraising for Cure SMA and ask for donations.

Add a stream to your page

Service Twitch

Alice_Cooper Username

UPDATE STREAM

[Remove Stream](#)

[Cancel](#)

Just getting started with streaming?

Check out our [quick guide!](#)

Add a graphic overlay to your stream!

<https://diy-curesma.donor> [Copy](#)

Paste this link into your streaming software (like Streamlabs OBS) so viewers see donation alerts and progress toward your goal! [See a preview](#)

The screenshot displays the Cure SMA fundraising dashboard. At the top, a navigation bar includes links for 'Your Page', 'Dashboard', 'Donations', 'Messages', and 'Resources'. The main content area features a live stream player for 'Alice_Cooper', which is currently 'ON'. The stream shows two individuals at a computer. To the right of the stream is a 'STREAM CHAT' section with a 'Welcome to the chat room!' message and a 'Send a message' input field. Below the stream, there are three 'New Badge' notifications: '1K New Badge \$1,000 Raised' (13 days), '500 New Badge \$500 Raised' (13 days), and '250 New Badge \$250 Raised' (13 days). A large orange 'DONATE' button is positioned to the right of these badges. At the bottom, there are two tabs: 'INCENTIVES' and 'MY BADGES'.

ADD AN INCENTIVE

Offer your donors a reward for fundraising by creating an incentive. You control how many incentives you will give away, the minimum donation to qualify, and time period.

Examples include:

- Offering to bake the first five donors cupcakes
- Pie smashing yourself

The screenshot displays the Cure SMA fundraising profile for Alice Cooper. The profile header includes a navigation bar with links to 'Your Page', 'Team Page', 'Dashboard', 'Donations', 'Messages', and 'Resources'. Below the navigation bar, the profile name 'Alice Cooper' is shown, along with the team 'Cure SMA' and the role '2022 Final Walk-n-Roll Test Site'. A 'SUPPORT ME' button is visible. The fundraising progress bar shows '\$6,939 RAISED' and a 'GOAL \$100'. A 'See All Milestones' link is provided. To the right of the progress bar is a photo of a group of people, including children and adults, holding a 'Cure SMA' t-shirt. Below the progress bar, the 'INCENTIVES' section is highlighted with a pink circle. A pink line connects this section to a modal window titled 'Supporting Amber Ewert Snyder'. The modal window shows a 'Choose an Incentive' section with a '\$50' incentive and the description 'I'll wash your car!'. Below this, there is an 'OR' option and a 'Donate an amount of your choice' button. A pink line also connects the 'INCENTIVES' section to a 'Add an Incentive' modal window. The 'Add an Incentive' modal window has a 'Back' button and a title 'Add an Incentive'. It contains fields for 'Donation Amount' (set to '\$ 50'), 'Incentive Description' (set to 'I'll wash your car!'), 'Incentive Image (Optional)' (with an 'UPLOAD AN IMAGE' button), 'Quantity Available' (set to 'Unlimited'), and two radio button questions: 'Does this incentive have start and end dates?' (set to 'No') and 'Do you need any additional information from the donor?' (set to 'No'). A 'SAVE INCENTIVE' button is at the bottom.

Alice Cooper
Cure SMA
2022 Final Walk-n-Roll Test Site
SUPPORT ME

\$6,939 RAISED GOAL \$100
See All Milestones

INCENTIVES

MY BADGES

See All Available

My Story Donations Settings

I am walking and rolling for Cure SMA!

Spinal muscular atrophy (SMA) is a disease that robs people of their physical strength, significantly impacting an individual's ability to walk, swallow, or breathe. It affects one in 11,000 births in the United States, and one in 50 people is a genetic carrier. There is no cure

Supporting Amber Ewert Snyder

Choose an Incentive

\$50
I'll wash your car!

OR

Donate an amount of your choice

Add an Incentive

Donation Amount
\$ 50
Enter the donation amount required to receive this incentive.

Incentive Description
I'll wash your car!

Incentive Image (Optional)
UPLOAD AN IMAGE
JPG, GIF & PNG accepted.

Quantity Available
Unlimited

Does this incentive have start and end dates?
Yes No

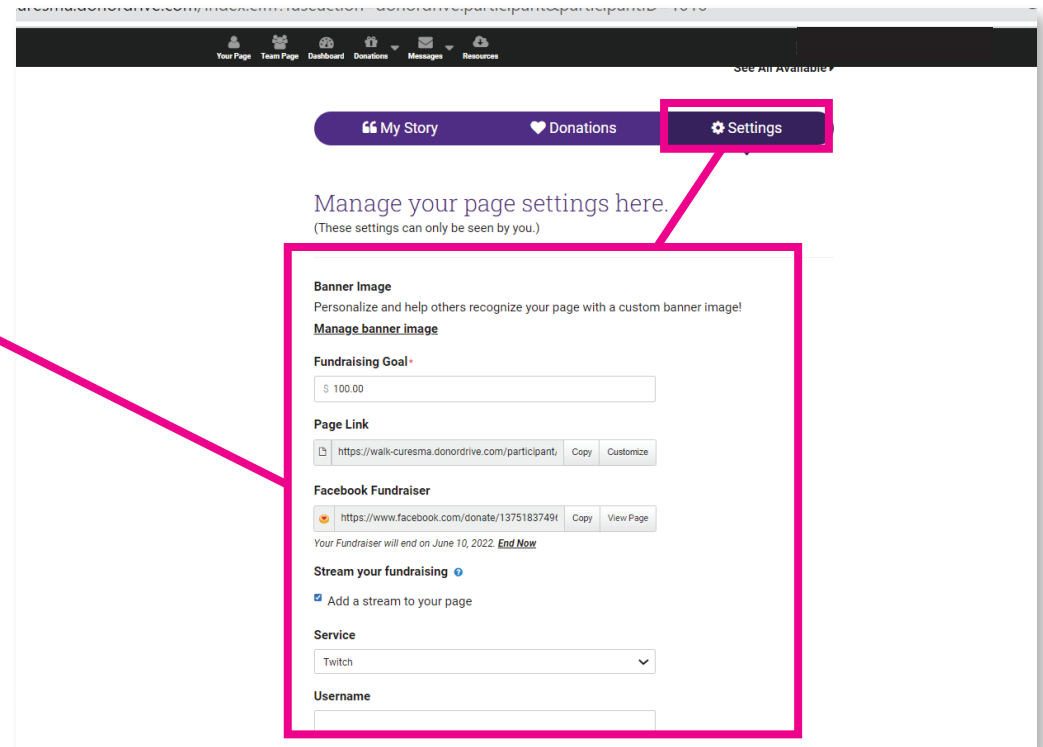
Do you need any additional information from the donor?
Yes No

SAVE INCENTIVE

SETTINGS

Click on settings to:

- Manage your banner image
- Update your page link
- Connect a Facebook Fundraiser
- Manage milestones
- Manage incentives
- Update privacy settings for your page

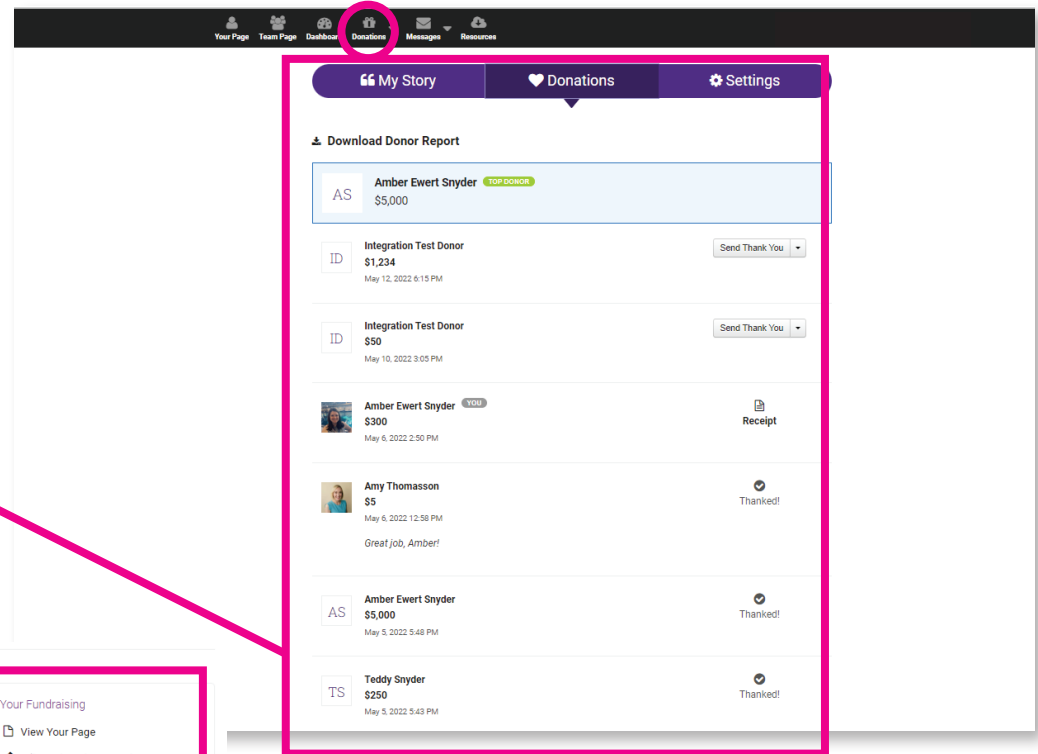


DONATIONS

See who has donated to you and send thank you emails in real time.

Here you can:

- View donations received and download a donor report
- Thank your donors
- Add an offline donation
- Make a personal donation



MESSAGES

Choose a message type. Different types are available for messages like “Ask a friend to donate” or “Send a fundraising update.”

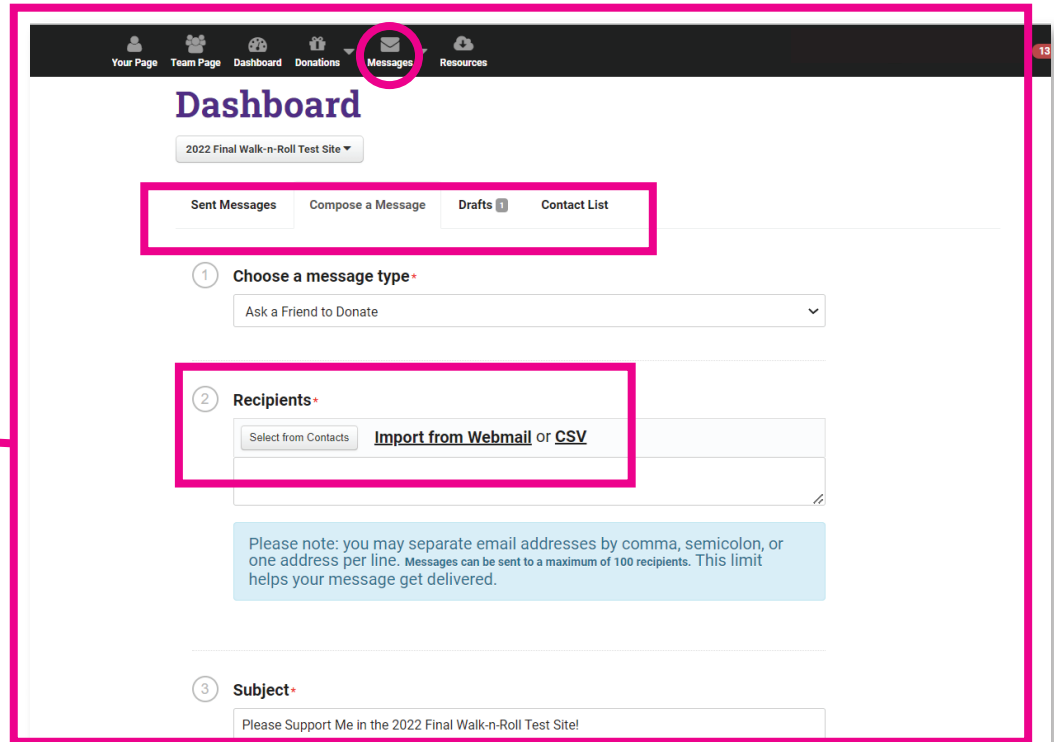
- Choose your recipients
- Select recipients from your contact list, import new contacts, or select donors who have already donated to support you.
- You may send to up to 100 contacts at a time.

The screenshot shows a web application interface for sending messages. At the top is a navigation bar with icons for 'Your Page', 'Team Page', 'Dashboard', 'Donations', 'Messages' (highlighted with a pink circle), and 'Resources'. Below the navigation bar is the 'Dashboard' title and a dropdown menu set to '2022 Final Walk-n-Roll Test Site'. There are four tabs: 'Sent Messages', 'Compose a Message' (active), 'Drafts' (with a count of 1), and 'Contact List'. The main content area is divided into three numbered steps:

- 1 Choose a message type***
A dropdown menu is shown with 'Ask a Friend to Donate' selected.
- 2 Recipients***
This section includes a 'Select from Contacts' button, a text input field, and links for 'Import from Webmail' or 'CSV'. A light blue note box states: 'Please note: you may separate email addresses by comma, semicolon, or one address per line. Messages can be sent to a maximum of 100 recipients. This limit helps your message get delivered.'
- 3 Subject***
A text input field contains the text: 'Please Support Me in the 2022 Final Walk-n-Roll Test Site!'

EDITING AND SENDING

- Update text, add links or pictures, and format your message. We will automatically include a link to your fundraising page.
- You can save a draft if you are not ready to send and send test messages to yourself.
- You can easily resend a message to those who have not yet donated.



The screenshot shows the 'Messages' dashboard for the '2022 Final Walk-n-Roll Test Site'. The 'Messages' tab in the top navigation bar is highlighted with a red circle. Below the navigation bar, the 'Dashboard' title is followed by a dropdown menu for the '2022 Final Walk-n-Roll Test Site'. A red box highlights the 'Compose a Message' button in the top navigation bar and the 'Sent Messages', 'Compose a Message', 'Drafts', and 'Contact List' tabs in the dashboard. The 'Compose a Message' form includes a 'Choose a message type' dropdown menu with 'Ask a Friend to Donate' selected. Below this, a red box highlights the 'Recipients' section, which contains a 'Select from Contacts' button and links for 'Import from Webmail' or 'CSV'. A blue note box states: 'Please note: you may separate email addresses by comma, semicolon, or one address per line. Messages can be sent to a maximum of 100 recipients. This limit helps your message get delivered.' The 'Subject' field is at the bottom, with the text 'Please Support Me in the 2022 Final Walk-n-Roll Test Site!'.

Messages

Dashboard

2022 Final Walk-n-Roll Test Site ▼

Sent Messages Compose a Message Drafts 0 Contact List

1 Choose a message type*

Ask a Friend to Donate ▼

2 Recipients*

Select from Contacts [Import from Webmail](#) or [CSV](#)

Please note: you may separate email addresses by comma, semicolon, or one address per line. Messages can be sent to a maximum of 100 recipients. This limit helps your message get delivered.

3 Subject*

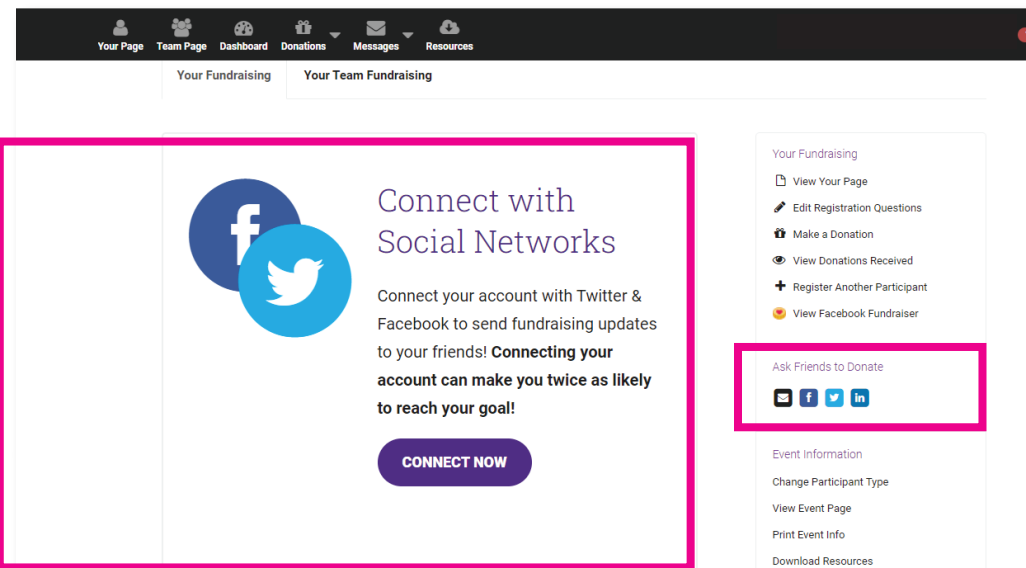
Please Support Me in the 2022 Final Walk-n-Roll Test Site!

SPREAD THE WORD ON SOCIAL MEDIA

Use social media to let everyone know you are fundraising for Cure SMA and keep your followers updated on your fundraising progress.

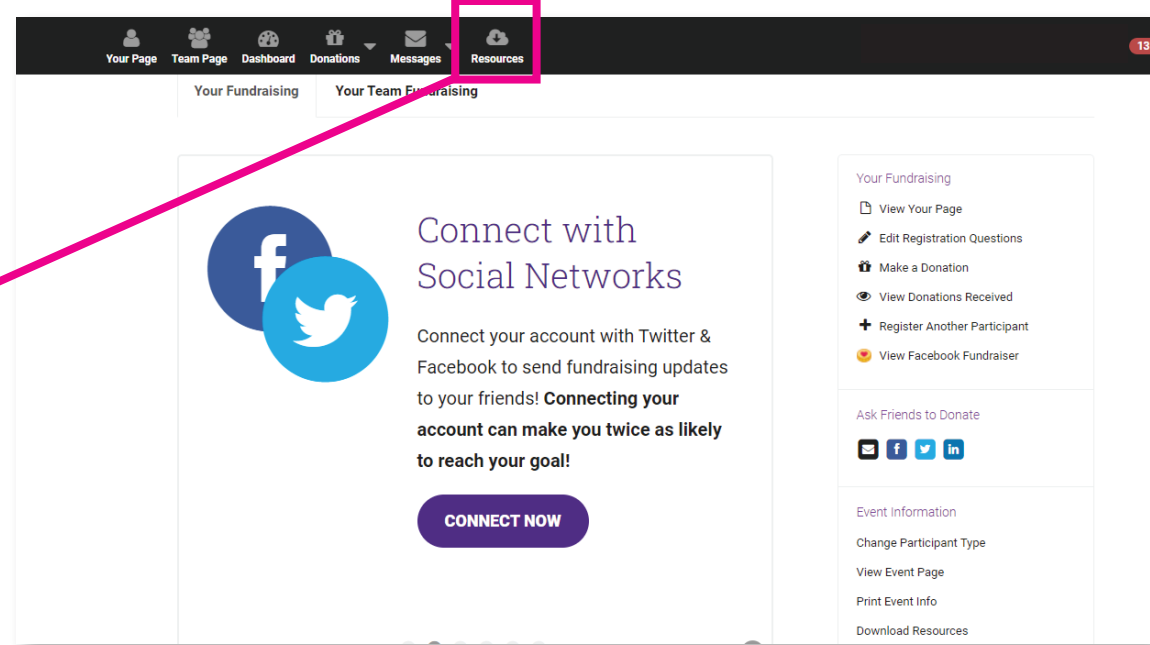
You can share using:

- Facebook
- Twitter
- LinkedIn
- Text message



RESOURCES

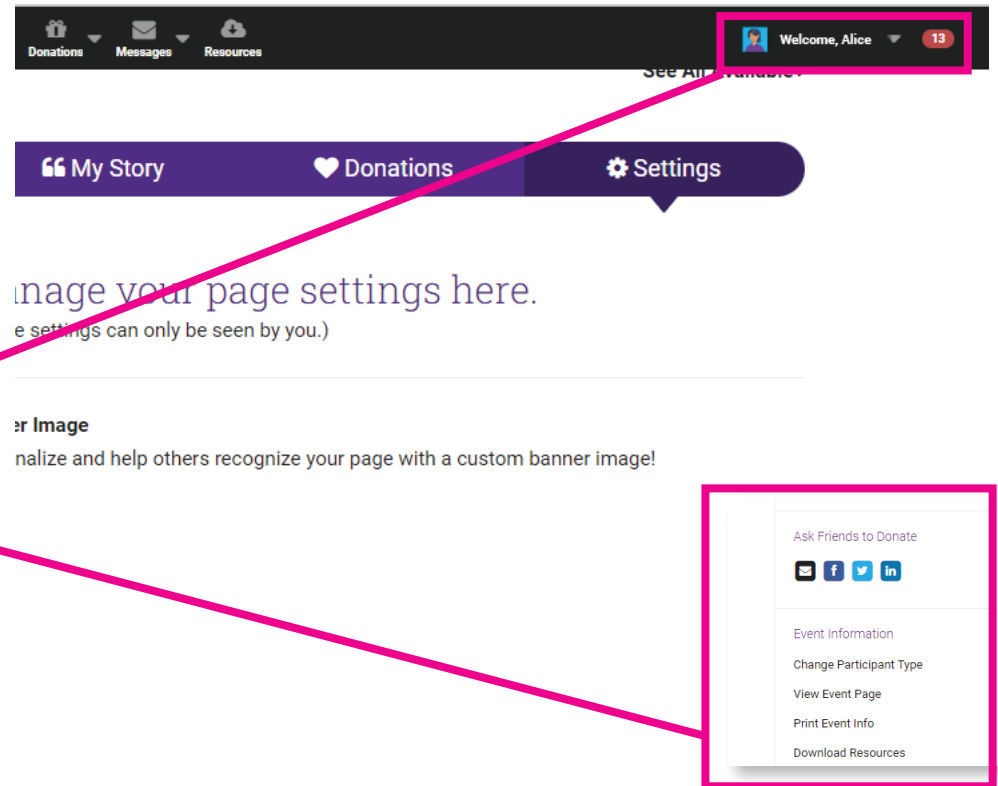
Check out the resources tab for fundraising guides and more information about your event!



PROFILE

Hover over the welcome message on the right to:

- Manage your account information
- View donations you have given and download receipts
- Manage social media connections and subscribe to text alerts.





THANK YOU!

QUESTIONS? EMAIL
fundraising@curesma.org



cure
SMA