



FUNDRAISING SUGGESTIONS FOR YOUR CLASSROOM OR SCHOOL

Here are fundraising suggestions from fellow educators and Honor Their Courage participants, like YOU, who have achieved success in their fundraising efforts. Every donation helps wounded warriors and their families not only to survive but THRIVE.

- Send our 'Letter to Parents' with instructions on how to donate.

- Connect your Facebook page to your fundraiser. Did you know those who fundraise on Facebook raise an average of \$150 more?

A screenshot of the Facebook Fundraiser dashboard. At the top, there are navigation tabs: 'Your Page' (selected), 'Spotlight Page', 'Dashboard', 'Donations', 'Messages', and 'Resources'. Below the tabs, the main content area is titled 'Fundraise on Facebook' with a sub-header 'Facebook Fundraisers are a fast and simple way to support your fundraising through your Facebook page'. A red button labeled 'CREATE A FACEBOOK FUNDRAISER' is prominently displayed. To the right, a list of fundraisers is shown, including 'Edit Registration Details', 'Make a Donation', 'View Donations Received', 'Register Another Participant', and 'Create a Facebook Fundraiser' (highlighted with a red arrow). The 'Create a Facebook Fundraiser' option is the final step in the process.

A graphic with a light pink background. At the top center is a green circle with a white checkmark, and to its right is a yellow heart icon with a red outline. Below these icons, the text "YOUR FACEBOOK FUNDRAISER HAS BEEN CREDITED!" is written in bold, blue, uppercase letters. Underneath this text is a paragraph in a smaller, grey font: "Now when you receive donations on Facebook, you'll see them added directly to your fundraising page." At the bottom center is a red rectangular button with the text "VIEW FACEBOOK FUNDRAISER" in white, uppercase letters.

★ HONOR THEIR COURAGE ★



WAYS TO ENGAGE STUDENTS IN YOUR CLASSROOM:










Hats On to Veterans

- Students who donate to Honor Their Courage can wear a hat (or any fun article of clothing) to school on a designated day



Penny Wars for Wounded Warriors

- Divide your classroom into two even teams.
- Give each team a jar for collecting money.
- Gain points by adding pennies and bills to your jar.
- Want to make it even more competitive? Give students a chance to sabotage the other team by adding silver coins to their competitors' jar.

POSITIVE POINTS	NEGATIVE POINTS
 Each Penny = +1 point	 Each Nickel = -5 points
 \$1 Dollar = +100 points	 Each Dime = -10 points
 \$5 Dollar = +500 points	 Each Quarter = -25 points
 \$10 Dollar = +1000 points	

Our Veterans Are Sweet – Candy-Grams



- Have your students sell Candy-Grams that can be delivered on a designated date.
- This can be planned close to a holiday or any random day!
- If you are not able to sell candy, individual flowers or other small items are great options!
- Pro tip: Ask a local business to donate the items.

Pledge Fundraiser



- Host a walk-a-thon, run-a-thon, dance-a-thon, plank-a-thon, or any other a-thon you can think of!
- Have your students collect pledges from friends and family (either a flat fee or per activity completed such as laps walked, minutes danced, etc.) that will be collected upon the conclusion of the event.
- Fill in this [interactive pledge](#) form with the description of your pledge fundraiser and give to your students to gather their pledges!



Using Your Talent to Make a Difference (Art Show or Concert)

- Every student has a talent – show it off at an art show, concert, or play!
- Ask for donations from parents and community members who attend.
- Sell concessions with proceeds benefiting Wounded Warrior Project.